

- it is recommended the anchor device is marked with the date of the next or last inspection.
- the anchor device should only be used for personal fall protection equipment and not for lifting equipment.
- there are many hazards that may affect the performance of the equipment and corresponding safety precautions that have to be observed during equipment utilization, especially: - trailing or looping of lanyards or lifelines over sharp edges, - any defects like cutting, abrasion, corrosion, - climatic exposure, - pendulum falls, - extremes of temperature, - chemical reagents, - electrical conductivity.
- personal protective equipment must be transported in the package (e.g.: bag made of moisture-proof textile or foil bag or cases made of steel or plastic) to protect it against damage or moisture.
- the equipment can be cleaned without causing adverse effect on the materials in the manufacture of the equipment. For textile products use mild detergents for delicate fabrics, wash by hand or in a machine and rinse in water. Plastic parts can be cleaned only with water. When the equipment becomes wet, either from being in use or when due cleaning, it shall be allowed to dry naturally, and shall be kept away from direct heat. In metallic products some mechanic parts (spring, pin, hinge, etc.) can be regularly slightly lubricated to ensure better operation.
- Other maintenance and cleaning procedures should be adhered to detailed instructions stated in the manual of the equipment.
- personal protective equipment should be stored loosely packed, in a well-ventilated place, protected from direct light, ultraviolet degradation, damp environment, sharp edges, extreme temperatures and corrosive or aggressive substances.
- check before each use the legibility of the product markings.

It is the responsibility of the user organisation to provide the identity card and to fill in the details required.

The identity card should be filled in before the first use by a competent person, responsible in the user organization for protective equipment. Any information about the equipment like periodic inspections, repairs, reasons of equipment's withdrawn from use shall be noted into the identity card by a competent person. The identity card should be stored during a whole period of equipment utilization.

Do not use the equipment without the identity card. All records in the identity card can be filled in only by a competent person.

IDENTITY CARD

MODEL AND TYPE OF EQUIPMENT	
REF. NUMBER	
SERIAL NUMBER	DATE OF MANUF.
USER NAME	
DATE OF PURCHASE	DATE OF PUTTING INTO OPERATION

PERIODIC EXAMINATION AND REPAIR HISTORY

	DATE	REASON FOR ENTRY PERIODIC EXAMINATION OR REPAIR	DEFECTS NOTED, REPAIRS CARRIED OUT AND OTHER RELEVANT INFORMATIONS	NAME AND SIGNATURE OF COMPETENT PERSON	PERIODIC EXAMINATION NEXT DUE DATE
1					
2					
3					
4					

PROTEKT, 93-403 LODZ,
ul. Starorudzka 9, POLAND,
TEL: (48 42) 680 20 83,
FAX: (48 42) 680 20 93
www.protekt.com.pl

The European certificate issued by
APAVE SUDEUROPE SAS - CS 60193 - 13 322 MARSEILLE CEDEX 16 - France
NB in charge the EC certificate + 11A
France - 0082

Addition 01/10.2013

Instruction Manual

CE 0082
EN 795:2012/B

30kN

Ref. AZ 700 XX

(xx - code length from 70 cm to 200 cm)

PROTEKT®
ANCHOR DEVICE
AZ700

ESSENTIAL FEATURES

The Anchor Device AZ700 is a component of personal protective equipment against falls from a height. It is designed to use as an anchorage device type B for temporary attaching fall arrest system to a rigid structure.

The Anchor Device is made of polyester webbing, lined with rubber strap and equipped with steel D-rings on both ends. The AZ700 is manufactured of length from 70 cm to 200 cm.

TIME OF USE

The Anchor Device can be used for 5 years, counting from the date of putting the device into operation. After 5 years of use the AZ700 must be withdrawn from use and destroyed.

WITHDRAWN FROM USE

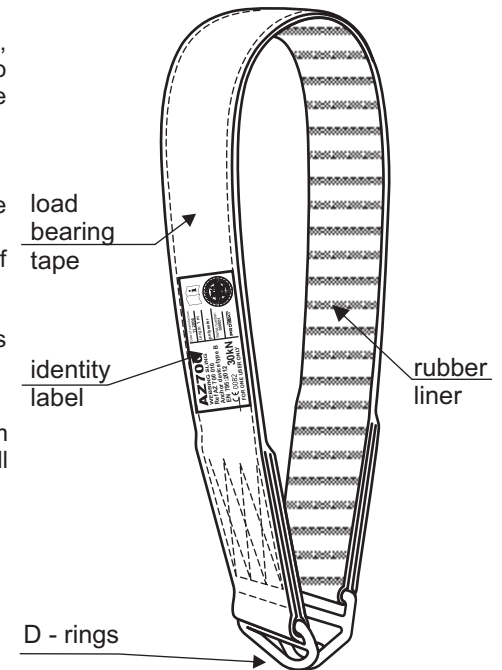
The Anchor Device must be withdrawn from use and destroyed when:

- it was used more than 5 years from the date of putting it into operation.
- it was used to arrest a fall.
- any mechanical, chemical or thermal defects have appeared.

EQUIPMENT COMPATIBILITY

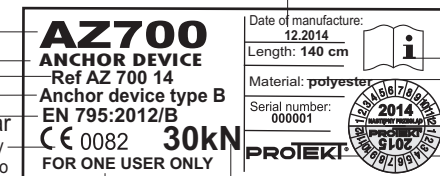
Using AZ700 in connection with fall arrest system must be compatible with use instructions of the fall arrest systems and obligatory standards:

- EN 361 - for safety harness,
- EN 353-1, EN 353-2, EN 354, EN 355, EN 360, EN 362 - for fall arrest systems,
- EN 795 - for anchorages,
- EN 358 - for work positioning systems.



MARKING

name of the product
reference number
type of the device
European standard and year
CE mark and number of notified body
inspecting the equipment according to the article 11 of Directive 89/686/EEC
number of users allowed



maximum load

next inspection
Don't use the device after this date
Attention: Before the first use mark the date of the first inspection (date of first use +12 months, e.g. first use 01.2014 - mark inspection 01.2015)



month and year of manufacture
caution:
read the manual
material which the device is made of
manufacturer or distributor

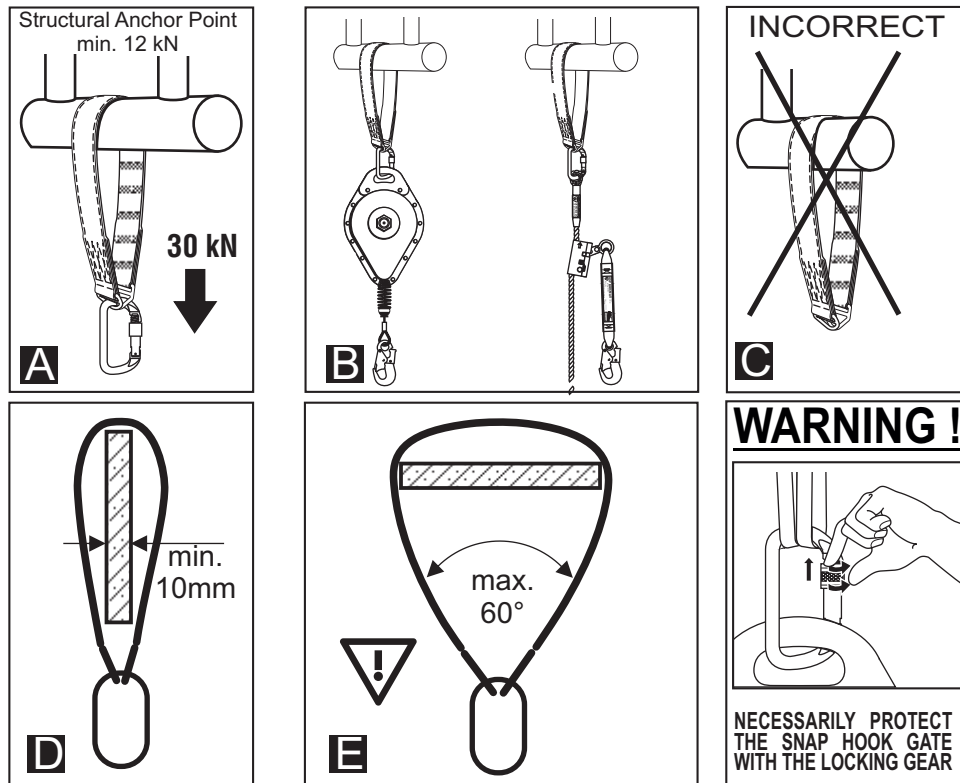
next inspection label

USING THE ANCHOR DEVICE


Put The Anchor Device around a construction element (structural anchor point) and connect D-rings with oval type snap hook - drawing **A**. Attach a fall arrest device (e.g. energy absorber with lanyard, guided type fall arrester or retractable type fall arrester) to The Anchor Device with the snap hook - drawing **B**.

Attention:

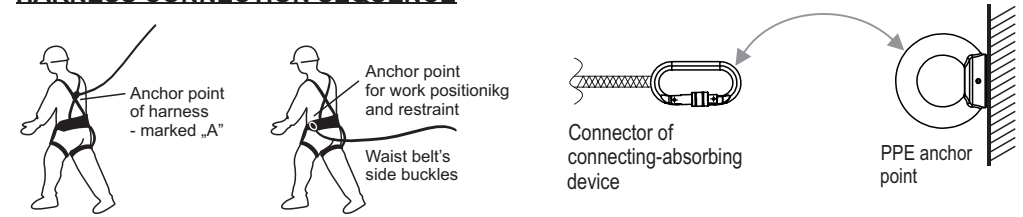
- Use only a certified (EN 362) snap hooks.
- The structural anchor point should have minimal strength of 12 kN.
- The shape of the structural anchor point should not let self-acting disconnection of the AZ700 - drawing **C**.
- The minimal width of the element cross-section should be not less than 10 mm - drawing **D**.
- The Anchor Device length and cross-section dimensions of construction element should be so matched that the angle between ends of the AZ700 after its connection is not bigger than 60° - drawing **E**.



The Anchor Device can be put around a beam of different shape made of concrete or metalurgical rolled section



HARNES CONNECTION SEQUENCE



THE ESSENTIAL PRINCIPLES OF USE OF PPE AGAINST FALLS FROM A HEIGHT

- the anchor device is for the use of one person only.
- personal protective equipment shall only be used by a person trained and competent in its safe use.
- personal protective equipment must not be used by a person with medical condition that could affect the safety of the equipment user in normal and emergency use.
- a rescue plan shall be in place to deal with any emergencies that could arise during the work.
- it is forbidden to make any alterations or additions to the equipment without the manufacturer's prior written consent.
- any repair shall only be carried out by equipment manufacturer or his certified representative.
- personal protective equipment shall not be used outside its limitations, or for any purpose other than that for which it is intended.
- personal protective equipment should be a personal issue item.
- before use ensure about the compatibility of items of equipment assembled into a fall arrest system. Periodically check connecting and adjusting of the equipment components to avoid accidental loosening or disconnecting of the components.
- it is forbidden to use combinations of items of equipment in which the safe function of any one item is affected by or interferes with the safe function of another.
- before each use of personal protective equipment it is obligatory to carry out a pre-use check of the equipment, to ensure that it is in a serviceable condition and operates correctly before it is used.
- during pre-use check it is necessary to inspect all elements of the equipment in respect of any damages, excessive wear, corrosion, abrasion, cutting or incorrect acting.
- after every 12 months of utilization, personal protective equipment must be withdrawn from use to carry out periodical detailed inspection. The periodic inspection must be carried out by a competent person for periodic inspection. The periodic inspection can be carried out also by the manufacturer or his authorized representative.
- regular periodic inspections are the essential for equipment maintenance and the safety of the users which depends upon the continued efficiency and durability of the equipment.
- during periodic inspection it is necessary to check the legibility of the equipment marking.
- it is essential for the safety of the user that if the product is re-sold outside the original country of destination the reseller shall provide instructions for use, for maintenance, for periodic examination and for repair in language of the country in which the product is to be used.
- personal protective equipment must be withdrawn from use immediately when any doubt arise about its condition for safe use and not used again until confirmed in writing by equipment manufacturer or his representative after carried out the detailed inspection.
- personal protective equipment must be withdrawn from use immediately and destroyed when it have been used to arrest a fall.
- a full body harness is the only acceptable body holding device that can be used in a fall arrest system.
- in full body harness use only attaching points marked with big letter "A" to attach a fall arrest system.
- the anchor device or anchor point for the fall arrest system should always be positioned, and the work carried out in such a way, as to minimise both the potential for falls and potential fall distance. The anchor device/point should be placed above the position of the user. The shape and construction of the anchor device/point shall not allowed to self-acting disconnection of the equipment. It is recommended to use certified and marked structural anchor point complied with EN795.
- it is obligatory to verify the free space required beneath the user at the workplace before each occasion of use the fall arrest system, so that, in the case of a fall, there will be no collision with the ground or other obstacle in the fall path. The required value of the free space should be taken from instruction manual of used equipment.
- when the anchor device is used as part of a fall arrest system, the user has to be equipped with for example retractable fall arrester or energy absorber a means of limiting the maximum dynamic forces exerted on the user during the arrest of a fall to a maximum of 6 kN.